



# GOC LIVE - Elementary

Best Practices and Resources for Digital Learning

# GOC Elementary Team



**Dr. O'Neal**  
**Assistant Principal**



**Randi Hill**  
**LSTC**



**Josh Springthorpe**  
**Department Chair**



**Lourdes Sotolongo**  
**4th and 5th Teacher**



**Melissa Murphy**  
**4th and 5th Teacher**



Gwinnett Online Campus

**gwinnett**onlinecampus

# General Digital Learning Tips

## Dr. O'Neal



- How GOC plans instruction - Start with the AKS
- **Think about instruction first not technology.**
  - What are you trying to teach?
  - How would you plan face-to-face?
  - What instructional strategy would be best practice to teach the skill or concept?
  - What technology do you need to deliver the strategy?
    - Collaborate with a colleague or LSTC for ideas.



gwinnett**online**campus



# General Digital Learning Tips

## Josh Springthorpe



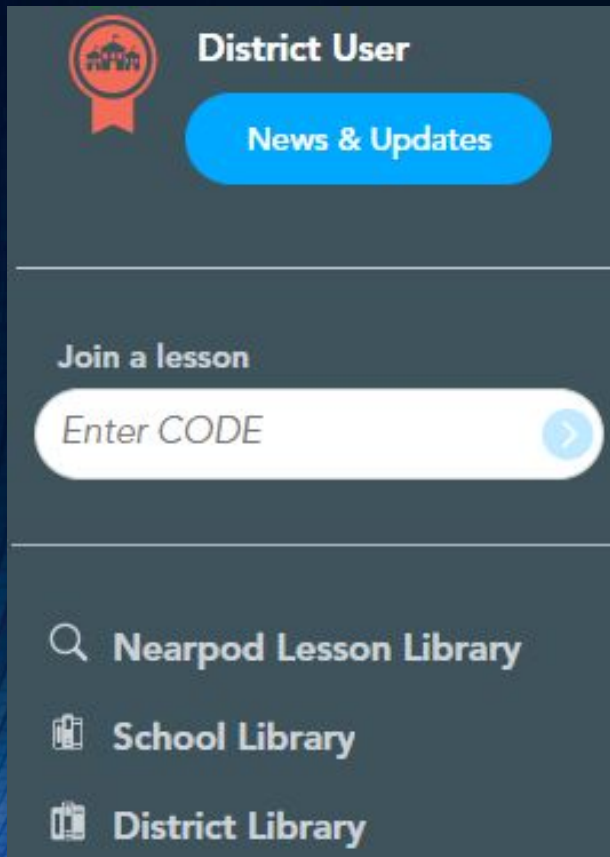
- Make sure to maintain student workload balance.
  - If you are team teaching - plan for an ebb & flow.
  - Maintain a schedule that works for you.
- Use your Homeroom to post the “Learning Expectations” for the day. Like a checklist or “to-do”.
  - You can use a Video Note or an image of a schedule.
- Keep navigation and tools as consistent as possible for all subjects.



gwinnett**online**campus

# General Digital Learning Tips

## Melissa Murphy



- Use web tools your students already know how to use
  - Introduce new tools slowly - one new every few weeks
  - Check the approved vendor list
  - Make sure student information is not shared - use #1, #2 or first/last initials
- Nearpod Lessons
  - There is a database of lessons.
  - Can be delivered live or join codes can be posted for student-paced learning.



gwinnett**online**campus

# Digital Resources in ECOMM

## Melissa Murphy

Digital Learning Day Resources ▼

Digital Learning Day  
Sample Lessons &  
Resources

Digital Learning Day  
Teacher Resources  
Information

\*updated daily\*

Click here to access the [SPED Communication Center](#) with Digital Learning Resources available.

### **Additional Resources to Support eCLASS Implementation**

[Digital Learning Day Information](#)

- [DLD Tools You Can Use](#)

[Self-Directed Training Course](#)

Quick Guide Documents for digital strategies referenced in sample lessons:

- [Creating and Managing Discussions](#)
- [Creating Assignments](#)
- [Using SAFARI Montage in Insert Stuff](#) (Videos, documents, images)
- [Creating and Managing Quizzes](#)

Creating a File Using the DLD Content Template Video



Gwinnett Online Campus

gwinnett**online**campus



# Screencast for Teaching a Mini-lesson

## Lourdes Sotolongo



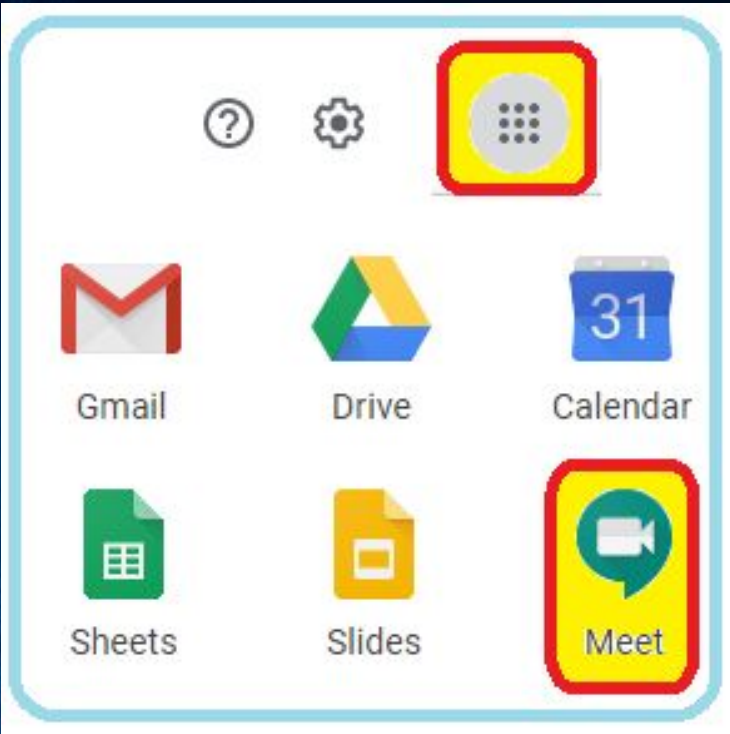
- As you introduce new concepts to your students, you may want to record yourself teaching a mini-lesson.
  - You can record a lesson using [Screencast-O-Matic](#).
  - This is free software that is easy to use.
- Suggestion for Use
  - When you get to the portion of the lesson when kids should try skills with you, remind them to pause the video, try the skill or activity and then press play again when they are ready to check their thinking and/or see your examples.



gwinnett**online**campus

# A Mini-lesson LIVE using Google Meet

## Lourdes Sotolongo



- Google Meet has been added to your apps and is easy and intuitive to use.
- You start a meeting and enter a title. Then click “Join Now” and Google will give you information to share so others may join you.
- You can also use a join code that can be emailed to students.
- You have the option to record a meeting, change the meeting layout, turn on captions, and more.
- Hints
  - Set a time window you are available.
  - ***Don't leave students unattended in the room.***



Gwinnett Online Campus

gwinnett**online**campus



# GOC Lesson Options for 4th & 5th Grade

## Josh Springthorpe

- To find these GOC lessons, search for DLD Content under the waffle.
- Content is released based on level.
- Scroll down below the search bar to located GOC content.

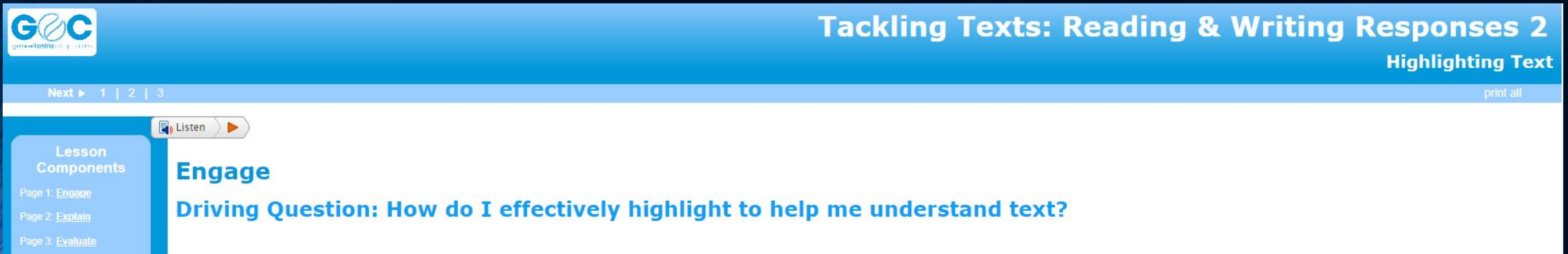


gwinnett**online**campus

# GOC Lesson Options for 4th & 5th Grade

## Lourdes Sotolongo

- GOC has made their lessons available to teachers across the district. You may choose to assign a lesson or a unit to your students.
- All GOC lessons are aligned to the AKS.
- The Social Studies and Science Units may have notes that students can complete as they learn. All notes are fill in the blank type notes that will open as Google Docs.



The screenshot shows the Gwinnett Online Campus (GOC) interface. At the top, the GOC logo is on the left, and the title 'Tackling Texts: Reading & Writing Responses 2' is on the right, with 'Highlighting Text' below it. A navigation bar shows 'Next' and page numbers '1 | 2 | 3'. A 'Listen' button is visible. On the left, a sidebar lists 'Lesson Components' with 'Page 1: Engage', 'Page 2: Explain', and 'Page 3: Evaluate'. The main content area displays 'Engage' and the 'Driving Question: How do I effectively highlight to help me understand text?'.



gwinnett**online**campus



## GOC BEST PRACTICES AND RESOURCES FOR DIGITAL LEARNING



Gwinnett County Public Schools' (GCPS) announced on Thursday, March 12 that it will be doing Digital Learning Days the week of March 16-20 as part of its response to the COVID-19 situation. The school district has successfully held DLDs in past years in response to inclement weather situations. While this is a different situation, our schools and teachers are prepared to deliver instruction virtually to minimize the disruption to learning.

As the full-time online option for GCPS students, Gwinnett Online Campus is here to help all teachers with best practices and resources for digital learning.

[Click this link for Best Practices and Resources for Digital Learning.](#)



# Questions?

- Follow school protocol to reach out for help.
  - This may include contacting your LSTC or grade level administrator.
- GOC is here to help - PDF copy of this presentation will be made available.

